

# VANTAGE<sup>TM</sup> DOORS

## SMOOTH FIBERGLASS

### Provia In-Stock Program



# 006



# 430DC



# 420DC

Style #	Size Available	Price
#006	36" x 80"	\$ 529.00
#430 DC	36" x 80"	\$ 717.00
#430 DC	32" x 80"	\$ 717.00
#420 DC	36" x 80"	\$ 865.00

### FEATURES

- Smooth Fiberglass Door Slab
- Prehung in a prime 4<sup>9</sup>/<sub>16</sub>" PineGuard<sup>TM</sup> Full Wood Frame with brickmold
- Q-Lon Compression Weatherstripping
- Regular Duty Hinges
- Adjustable Woodgrained Vinyl Cap Threshold
- Fixed Bottom Sweep
- Door has 20-year Limited Warranty
- Double Pane Tempered Safety Glass
- In-Stock Prime Finish Only
- Hardware not included
- Standard Double Bore
- Foam Insulated Door



Distributed by



Jaymor & Knowles Ave., Southampton, Pa. 18966

Phone 215.355.7600 Fax 215.357.2907

[www.tomadamswc.com](http://www.tomadamswc.com)

Most of our entry systems meet ENERGY STAR<sup>®</sup> qualifying criteria. Sidelites installed alone do not meet ENERGY STAR qualifying criteria.



3/2021



# VANTAGE™ DOORS

## SMOOTH FIBERGLASS Special Order

### TRANSOMS



612/613DC



512/513DC

† Available in 10" widths

### DOORS



001




006



206DC



410DC  
(Trim plugs N/A)



400DC



420DC



419DC



430DC



430DC-EG



460DC



460DC-EG

#### Available Sizes (Custom Sizes Not Available)

Entry Doors	32 x 80
	36 x 80
Sidelites	12 x 80
	14 x 80
Patio Doors	(Full Size Only)
	64 x 80
	72 x 80
	96 x 80
	108 x 80

### FRENCH (DOUBLE) DOORS



Swinging Patio available in 2 or 3-lite configurations.

### SIDELITES



130DC



130DC-EG



160DC†

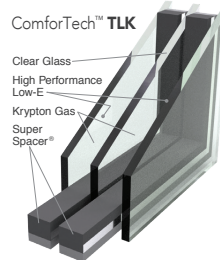


160DC-EG†

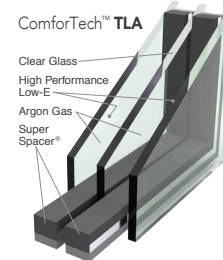
#### GLAZING SYSTEM OPTIONS

R-Value reflects properties of the glass only. Center of glass calculations are based upon software from Lawrence Berkeley National Laboratory.

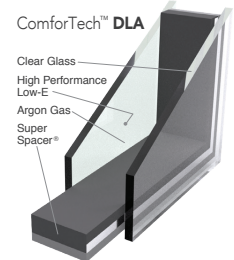
Not all glass styles are available in all glazing systems. See Price List for availability.



R-Value of 9



R-Value of 6




R-Value of 4

R-Value reflects properties of the glass only. Center of glass calculations are based upon software from Lawrence Berkeley National Laboratory.

### GLASS OPTIONS

#### INSPIRATIONS



**Vintage Glass**  
Available in 400, 430, 460, 130 and 160 styles, in clear or gluechip privacy.

#### INTERNAL BLINDS



**Internal Blinds**  
Available in 430, 460, 130 and 160 styles


### ADDITIONAL OPTIONS



20-Gauge Security Plate



Heavy-duty Ball Bearing Hinges



PermaTech™ Composite Frame & Brickmold



Aluminum Pre-fit Cladding



FrameSaver®



FusionFrame™

### HARDWARE OPTIONS

Schlage® Georgian Knob and Thumbturn Deadbolt



Accent x Accent Keyed Lockset



Plymouth Entrance Grip



Kickplate



Choose Lifetime or 10-Year Finish Warranty. Available in Bright Brass, Antique Brass, Satin Nickel and Aged Bronze.

#### ALSO AVAILABLE:

- Contrasting Colors
- Bronze Threshold
- ADA Handicap Threshold
- Finished Casing

**ProVia®**  
THE PROFESSIONAL WAY


#### INTERNAL GRIDS




**Brass Pencil**  
Not available in Prairie Grids




**Painted Contoured**



**Satin Nickel Pencil**  
Not available in Prairie Grids



**Bronze Pencil**  
Not available in Prairie Grids



7/8" Peepsite



Classic Door Knocker/Viewer



Classic Door Knocker